

# Never worked with e-books before?

## Here's what you need to know!

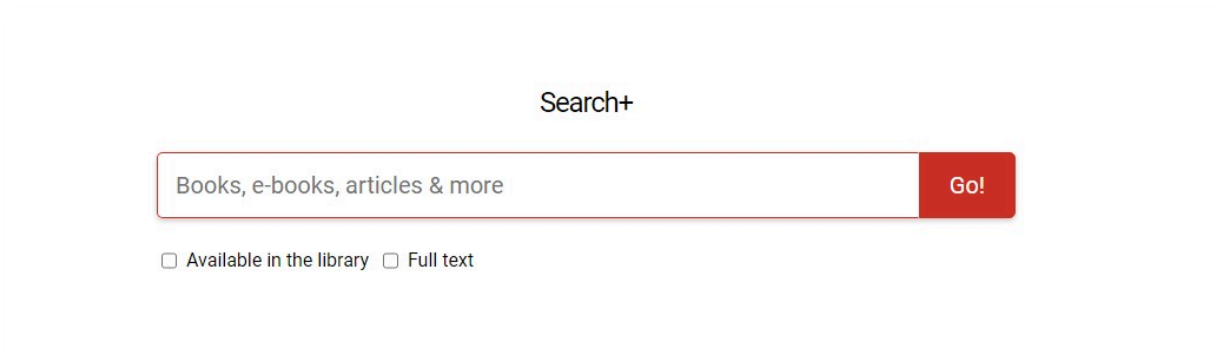
- All e-books we have licensed can be found in [Search+](#) and [Search](#).
- If you want to find only e-books, you can make a restriction to the media or source type "e-book" / "elektronische Ressourcen" while searching.
- E-books are accessible at all computers of the university network, for members of the university with few exceptions also from outside.
- You can find information on how to access a particular e-book in the full display of a hit.

## Important legal information:

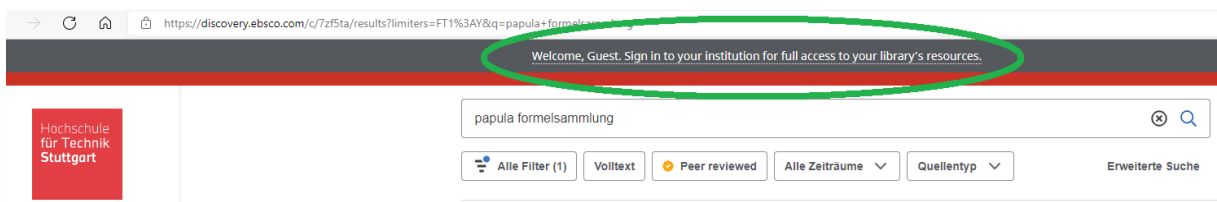
- The use of the e-books is only permitted for personal, scientific use.
- The owner of the university account from which the misuse was made is liable for misuse by third parties and possible claims for damages.
- Library users who are not HFT members can only access e-books through computers located in the library.

## Looking for an e-book in [Search+](#)

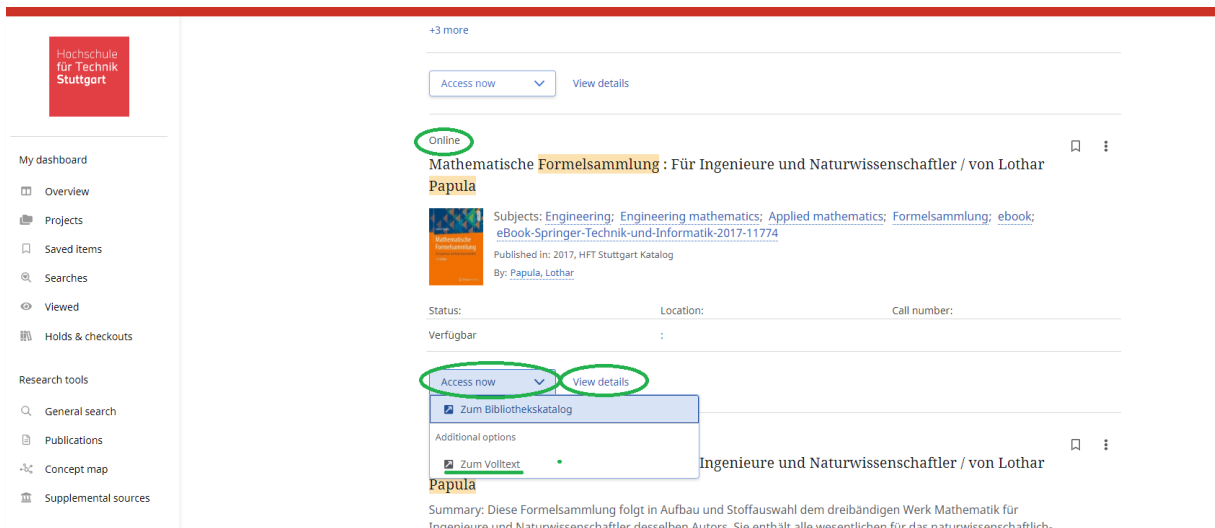
Starting from the "Search & Find" page, enter your keywords into the search slot in **Search+** and click "Go!".



After appearing of the hit list, first log in as an HFT member using the Shibboleth login.



Then narrow your search by selecting "electronic resources" as the source type. You can recognize e-books in the hit list by the heading "Online" and the keyword "ebook" in the topics for the title.



Just below the hit you can see access options to the e-book. To do this, click on "Access". After that, the access options will listed in the dropout menu.

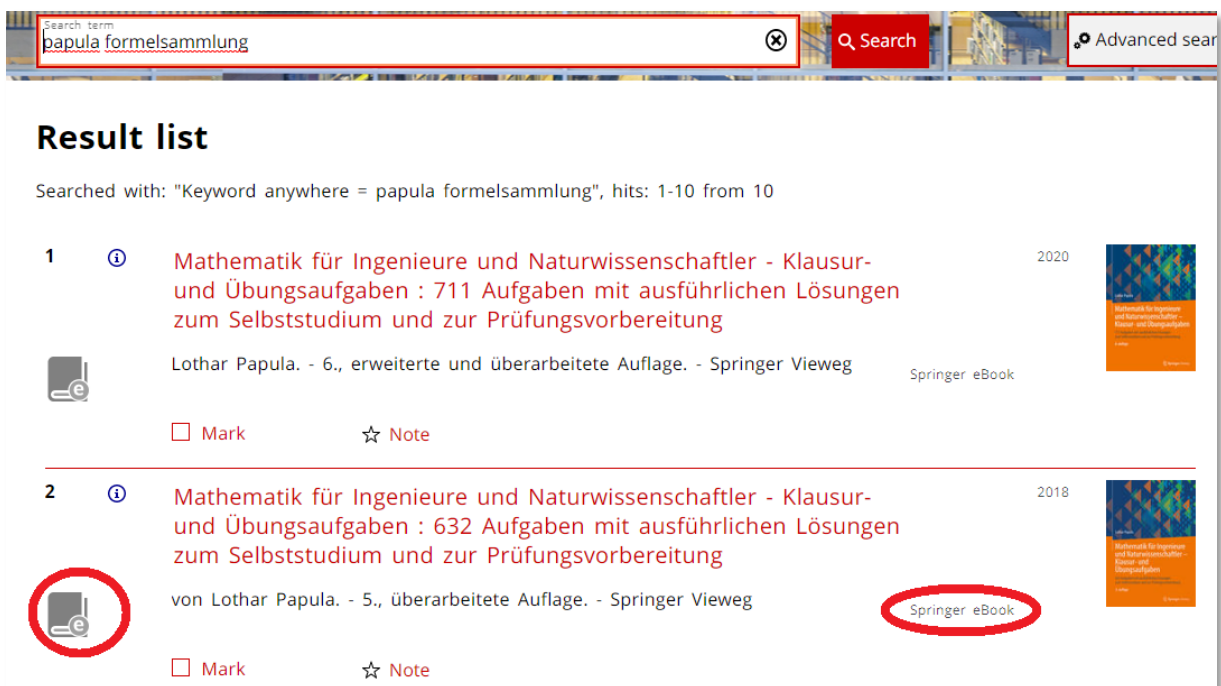
If you want to take a closer look at a hit, click "View details" in the hit list and switch to the full display.

## Looking for an e-book in [Search](#)

Start a search by title, keyword, author or other/other search criteria.

If you only want to find e-books, limit the search to the media type "e-book" in the advanced search.

You can recognize e-books in the hit list by the book icon with the small **e** on the left side or by the signature on the right side "Publisher name eBook".



If you want to have a closer look at a hit, click on the link in the hit list and switch to the full display.

The URL in the lower gray area of the full display will take you to the publisher's site and the full text.

Access	URL	Hinweis zur URL
Campusnetz, VPN, Shibboleth	<a href="http://dx.doi.org/10.1007/978-3-658-06667-3">http://dx.doi.org/10.1007/978-3-658-06667-3</a>	Speichern und Drucken möglich

## Accessibility

All e-books are accessible on campus.

### You are not on the campus and want to use an e-book?

**VPN** – in order to use it, you have to install a HFT VPN-Client. [Here's a guide for this.](#)  
In order to get access to the e-books, before starting the Browser, you have to set up the VPN connection.

**Shibboleth** is a convenient Single-Sign-On procedure. You don't have to install anything. You just have to authenticate yourself as a university member. The authentication is different depending on the provider. You can identify provider by the name of the shelf mark (Signatur) in the detail view. [You will find the guides on authentication by different providers in Confluence.](#)

After the successful authentication, you can read, save or print whole book or its separate chapters (depending on the particular provider).

Please keep in mind legal provisions on copyright!

You no longer have to return e-books!

If you have any questions, please, email us at [ist@hft-stuttgart.de](mailto:ist@hft-stuttgart.de)

04/2022